

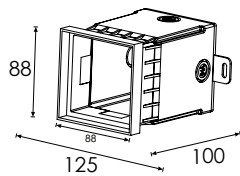
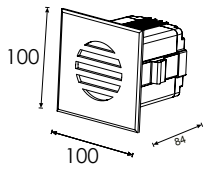


# Diffused Beam Recessed Wall Light TALIS



Hard chromeplated Stainless steel 316  
12# Die-casting grey powder coated aluminum  
T=60-80um Adhesion of ISO class 1/ASTM class 4B

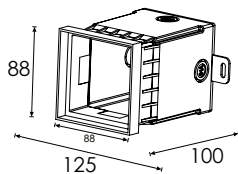
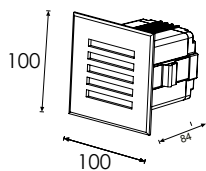
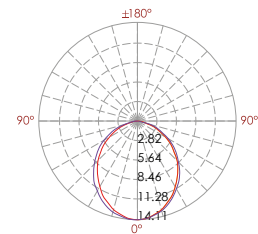


Mounting sleeve 092#

## 331 124

LED Power	Colour Temp	Luminous
24V - 3,0W	2000K	35 lm
120/240V - 3,7W	3000K	32 lm
	6000K	

## LIGHT DISTRIBUTION



Mounting sleeve 092#

## 331 125

LED Power	Colour Temp	Luminous
24V - 3,0W	2000K	50 lm
120/240V - 3,9W	3000K	45 lm
	6000K	

## LIGHT DISTRIBUTION

